

MIMS Portal: Set up your challenge questions

Perform a one-time set up of answers to challenge questions in your MIMS Portal to enable student self-service password reset when required.

1 Log in to MIMS Portal

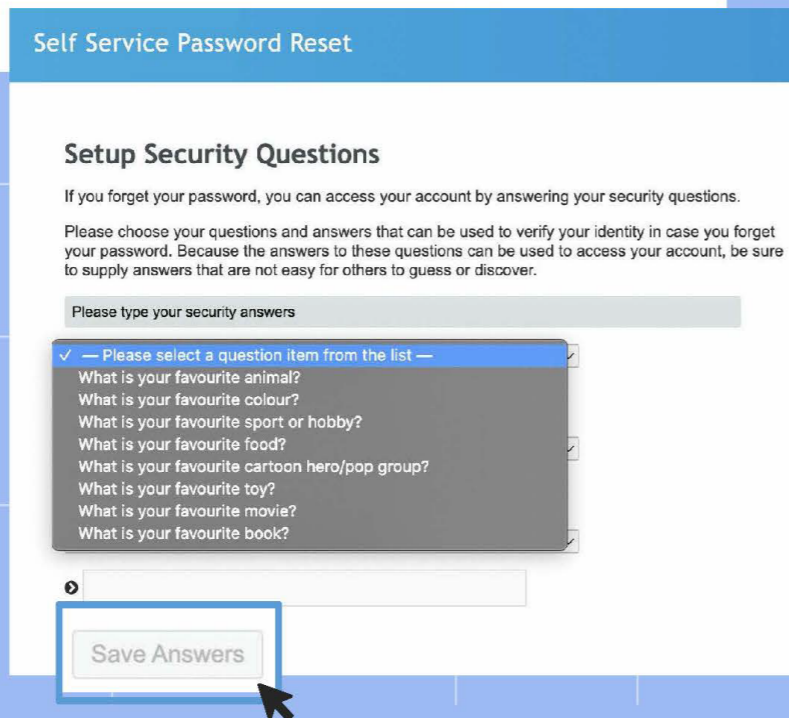
<https://mims.moe.gov.sg/sspr>

On the main menu, click on **Setup Security Question**.



2 Set challenge questions

Choose 3 questions and set the answers to them. After setting the answers, click **Save Answers**.



Now if you have forgotten your password, you will be able to use the **Forgot Password?** function to reset it. Enter your MIMS Login ID and you will be prompted with the Challenge Questions you have set.

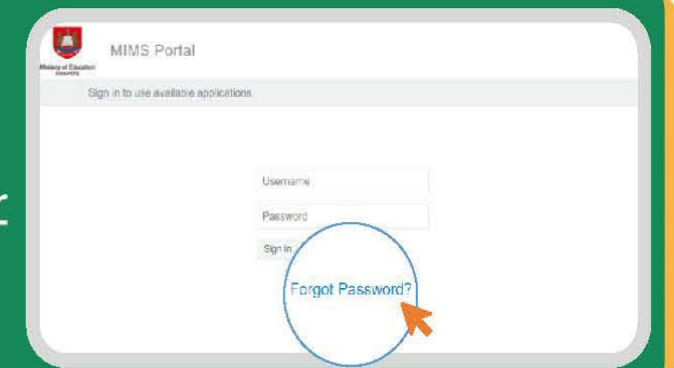
Student Self-Service Password Reset Guide

For MOE Identity Management System (MIMS)

Your MIMS login ID and password gives you access to Student Learning Space and Student iCON.

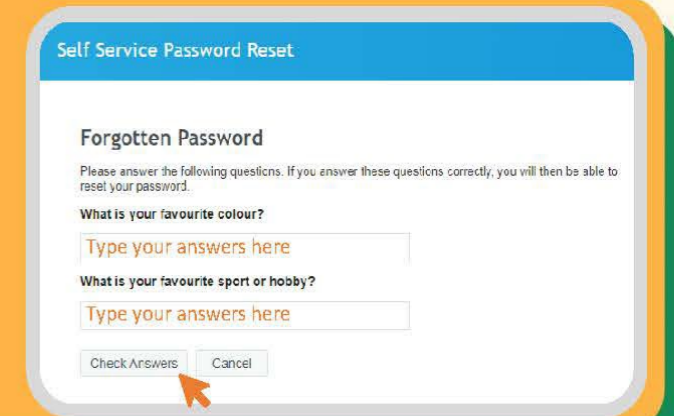
Step 1:

Go to <https://mims.moe.gov.sg/sspr> and click 'Forgot Password?'



Step 2:

Type in your username and answer the Challenge Questions that you've set previously.



Step 3:

Once you have correctly answered your challenge questions, you will be able to reset your password.

