



Ministry of Education
SINGAPORE

PARENT HANDBOOK (I) ON 1-TO-1 LEARNING

Learning in a Digital Environment

- What's in store for your child for 1-to-1 learning?
- Digital Parenting Tips for You



Today, rapid technological advancements are changing the way we live, work and play.

Students will need to be equipped with the skills to handle changes and deal with challenges in the digital future.

Schools will develop all students to be agile and future-ready, regardless of their backgrounds and starting points in life.

Parents will need to play an active role in partnering schools to help prepare their children for an increasingly complex, interconnected and technology-driven world.



What is the MOE National Digital Literacy Programme (NDLP) and how will 1-to-1 learning benefit my child?

Through the NDLP, students will be better equipped to acquire digital skills needed to navigate an increasingly digitalised world. As part of the programme, all secondary school students will own personal learning devices by end 2021.

 Click for more

Each child will have their own device (1-to-1), and learning will be supported in the following areas:

Enhance teaching and learning



A 1-to-1 learning environment supports greater personalisation and differentiation in learning.

Each student's learning experience can be more tailored and personalised to his/her learning needs, interests, progress and skills.


Support self-directed & collaborative learning



A 1-to-1 learning environment enables students to engage in self-directed learning, and to learn together with their peers, anytime and anywhere.

Students can access digital resources on their own to acquire knowledge about topics of personal interest beyond the curriculum. They can also share and build on one another's ideas, and refine their own understanding.

Support the development of digital literacies



A 1-to-1 learning environment provides an immersive environment for students to acquire digital skills.

Students will learn digital skills such as gathering and evaluating information online, interacting with the online community, and creating digital products.

Click [here](#) to watch the video to find out how students feel about learning with the personal learning device.

Digital Parenting Tips: How can I help my child to navigate the digital environment?

With 1-to-1 learning, children might spend more time on digital devices, have more online interactions with friends, and show a desire to explore more online. Here are some examples on how you can complement the school's efforts to support your child in his/her learning:

Guide Your Child to Use Technology Effectively for Learning




Guide your child to search for credible information online

Mum, I am going to Pulau Ubin with my friends. I heard that there are a lot of mosquitoes there. Is it true that mosquitoes only bite at certain times of the day?



Let's do an online search together, using **key words** related to the topic. We can also use the **S.U.R.E framework**. First we check if the **source** of information is credible and **understand** the information by looking for facts not opinions. Next, **research** and compare multiple sources before **evaluating** the information from different angles.



Encourage your child to use SLS to search for learning resources

Dad, we are learning a new concept in class today. I'm having difficulties understanding it!



I recall your teacher sharing that you can explore topics and try the interactives in the **SLS MOE Library** at your own pace to support your learning? Why don't you give it a go, son?

[Click for more](#)




Protect Your Child from Online Dangers and Teach Them to Respect Others Online




Guide your child to treat others with respect online

Dad, during the video conferencing lesson, my friend had a funny profile picture and we teased him in the chat!



We should always be **respectful when commenting online**. Remember the **T.H.I.N.K framework**? Let's ask ourselves these questions before posting: Is it True? Is it Helpful? Is it Inspiring? Is it Necessary? Is it Kind?



[Click for more](#)



Guide your child to practise safe and responsible online behaviour

Dad, I am going to meet this person whom I got to know online. She messaged me privately as she liked the photos that I had shared, especially those that I tagged to Sunrise beach.



It may not be safe to meet someone you know only online as we are **unsure of their actual identity**. You should also be careful online and not respond to messages from people you don't know.

Be careful to not reveal too much personal information online, e.g. places you frequent regularly.



[Click for more](#)

Guide Your Child to Use the Device in a Balanced and Productive Manner



Guide your child to adopt a healthy balance of online and offline activities

Mum, I'm done with my homework for the day! After dinner, I'll have more than 2 hours to play my handphone games until bedtime!



I'm glad you found a way to relax but do you remember our **family contract**? No devices at least one hour before bedtime. Let's go for an after-dinner walk together instead!



[Click for more](#)



Guide your child to use productivity tools, to organise information and simplify tasks for efficiency.

Mum, I cannot remember the dates of my upcoming tests.



You can use your online calendar to **keep track of your learning schedule** and plan your revision. Shall we also key in the details of family events in our **online family calendar together** for future reference?

